



Anocab®

A Positive Connection....

*Manufacturers of Complete Range of
Wires & Cables*

**Anode Electric Pvt. Ltd.
&
Samriddhi Industries**

Product Range

Sl. No.	Content	Page No.
1.	Multistrand Copper Wire as per IS:694:2010	4
2.	Multicore Copper Cable as per IS:694:2010	5
3.	PVC Insulated Single Core Aluminium Cables as per IS:694:2010	6
4.	PVC Insulated Submersible Cable as per IS:694:2010	7
5.	PVC Insulated Multicore Aluminium Cable as per IS:694:2010	8
6.	Submersible Winding Wire as per IS:8783	9
7.	Twin Twisted Copper Wire as per IS:694:2010	10
8.	Speaker Cable as per IS:694:2010	11
9.	CCTV Cable as per IS 14459 & Power Cord as per IS 694:2010	12
10.	LAN Cable as per ISO/IEC 11801, TIA/EIA-568-C.2 : UTP Cable	13
11.	Automobile Wire as per DIN 72551 Pt-6 FLRY-B	14
12.	Solar Cable as per TUV : EN50618	15
13.	Co-Axial Cable as per IS:14459	16
14.	Optical Fibre Cable as per IEC 60794 series, ANSI/ICEA S-87-640	17
15.	Armoured/Unarmoured PVC Insulated Copper Control Cable as per IS:1554: PT-1	18
16.	Telecom Switch Board Cables as per DOT TEC SPEC NO: G/WIR-06/02	19
17.	Multicore XLPE Insulated Aluminium Unarmoured Cable as per IS 7098 PT-1	20
18.	Multicore PVC Insulated Aluminium Unarmoured Cable as per IS 7098 PT-1	21
19.	Multicore XLPE Insulated Aluminium Armoured Cable as per IS 7098 PT-1	22
20.	Multicore PVC Insulated Aluminium Armoured Cable as per IS 1554 PT-1	23
21.	Single Core XLPE Insulated Aluminium/Copper Armoured/Unarmoured Cable as per IS 7098 PT-1	24
22.	Single Core PVC Insulated Aluminium/Copper Armoured/Unarmoured Cable as per IS 1554 PT-1	25
23.	Aerial Bunched cable as per IS:14255:1996	26
24.	Paper Covered Aluminium Conductor (DPC Wire) as per IS:6162 (PT-1):1971	27
25.	Aluminium Conductor Galvanised Steel Reinforced (ACSR Conductor) as per IS:398 (Pt-2):1996	28
26.	All Aluminium Alloy Conductor as per IS:398 (PT-4): 1994	29



Company Profile

"Anode Electric Pvt. Ltd. is one of the leading Indian Cable manufacturers, manufacturing all types of cables specializing in Power cables, Control Cables, House Wires and Copper Flexible cables. Established in 2015, the house of Anode Electric is an ISO 9001:2008 certified. Company with a brand presence across the India. Through its stringent quality control, customer satisfaction and diversified product mix. Anode Cables in the course of these years, has witnessed a steady growth in terms of sales volume, manufacturing facilities and profitability. We have rendered our services to a plethora of customers from all sections like State Utilities, Public Sector Undertakings and many others. We believe in the concept "Quality First". With the help of continuous perseverance of quality control program, we renew our commitment to ensure reliable quality at a competitive price. Anode Cables has highly sophisticated in-house labs equipped with latest microprocessor based equipments, stage inspection space, computerized spectrometer for instant metal analysis, sophisticated R&D division. Quality Assurance tests are conducted at every step of the manufacturing process, from raw materials to finished goods. Our full fledged manufacturing facilities are having most modern & latest Plant & Machineries, conductor drawing and stranding machines and insulation machines. The facilities are located at Jabalpur District of Madhya Pradesh. We trust that you would kindly appreciate our achievements in this regard which was possible only due to our continuously modernizing & expanding manufacturing activities. Anode Cables has successfully incorporated innovation in the production processes to enhance productivity while minimizing time. Implementation of top quality and advanced systems and Software offer seamless flow of information between various departments for smooth functioning." We are manufacturer of huge variety of wire and cable in compliance with National and International Standards. Our focus to introduce a trustful brand to the world.

Multistrand Single Core Copper Wire

Application

Suitable for fixed installation in Residential , Agriculture and Industrial Application.

Features


- * High quality multilayer pvc having grater IR Value
- * REACH and RoHS Compliant Cable
- * Flame Retardant Cable with higher Oxygen Index
- * Anti-Rodent, Anti-Termite
- * 100 % Pure Electrolytic grade Copper
- * Super flexible conductor
- * 100 % Conductivity

Technical Data

- Reference** : IS 694:2010
- Voltage Grade** : Up to and including 1100V
- Conductor** : Electrolytic Grade Copper class - 2, 5, as per IS: 8130:2013
- Insulation** : PVC confirming to IS-5831 and Formulated With FR Properties and Heat resistance up to 85 °C .
FRLSH & ZHFR insulation Type A/C 70/85°C.
- Colours** : Red, yellow, blue, black & other Colour on customer demand
- Marking** : The cables are printed with marking of 'ANOCAB' .
- Packing** : 90 mtr. coil is packed in protective Plastic bag & Longer length on Customer demand.

Cable Design Parameters

Single Core Non-Sheathed Cable with Plain Annealed Copper Conductor

Size	No. of Wires & Dia. of Each Wire		Current Carrying Capacity (2 Cables Single Phase)		CR @ 20°C Ω/km	M.R.P.		
	In MM	In INCH	Bunched and Enclosed in Conduit or Trunking	Clipped Direct to a Surface or on a Cable Tray, Bunched & Unenclosed		FR Wire	FRLSH wire	ZHFR Wire
0.5 Mm ²	16/0.20	16/0.00788	4 Amp.	4 Amp.	39.00	 <p>Scan for Current M.R.P.</p>		
0.75 Mm ²	24/0.20	24/0.00788	7 Amp.	7 Amp.	26.00			
1 Mm ²	32/0.20	32/0.00788	11 Amp.	12 Amp.	18.10			
1.5 Mm ²	30/0.25	30/0.00985	13 Amp.	16 Amp.	12.10			
2.5 Mm ²	50/0.25	50/0.00985	18 Amp.	22 Amp.	7.41			
4 Mm ²	56/0.30	56/0.01181	24 Amp.	29 Amp.	4.95			
6 Mm ²	84/0.30	84/0.01181	31 Amp.	37 Amp.	3.30			



Anode Electric Pvt. Ltd.



Multi Core Copper Cable

Application

Flexible cord cables are suitable for single phase and three phase Connection.

Features


- These cables are suitable to use for Low voltage grade application.
- Transferring & Connecting Power for residential & commercial infrastructure.
- These are also useful for control of motors & other electric appliances.
- PVC insulated & sheathed multicore cables suitable for general purpose for Temperature range -15°C to 70°C.

Technical Data

Reference : IS 694:2010
Conductor : Electrolytic grade annealed copper Class 5 as per IS 8130
Insulation : PVC Type - A, HR PVC Type - C, as per IS 5831
Colour of core : Red & black for 2 core cable, red, yellow, blue for 3 core cable, red, yellow, blue black for 4 core cable
Sheath : PVC Type ST-1, PVC Type - ST 2 as per IS 5831
Colour of sheath : Black and Other Colour as per Customer demand
Voltage Rating : Up to and including 450/750V
Packing & Marking : Standard packing of 100/300/500 mtr. in coil. & Other length available on request, cables are printed with marking of 'ANOCAB'.

Cable Design Parameters

Multicore Circular & Flat Pvc Insulated & Sheathed Cables with Plain Annealed Copper Conductor

Size	No of Wires & Dia. Of Each Wire		Current Carrying Capacity				CR @ 20°C	MRP (per meter)			
	In MM	In INCH	BUNCHED AND ENCLOSED IN CONDUIT OR TRUNKING		CLIPPED DIRECT TO A SURFACE OR ON A CABLE TRAY, BUNCHED & UNENCLOSED		Ω/km	2 CORE (AE001/YY*)		3 CORE (AE00J/YY*)	4 CORE (AE00K/YY*)
			2 CORE CABLE (AMP.)	3/4 CORE CABLE (AMP.)	2 CORE CABLE (AMP.)	3/4 CORE CABLE (AMP.)			FLAT	ROUND	ROUND
0.5 Mm ²	16/0.20	16/0.00788	4	4(1-ϕ)	-	-	39.00				
.75 Mm ²	24/0.20	24/0.00788	7	7(1-ϕ)	-	-	26.00				
1 Mm ²	32/0.20	32/0.00788	10	9	12	10	19.50				
1.5 Mm ²	30/0.25	30/0.00985	13	11	16	14	13.30				
2.5 Mm ²	50/0.25	50/0.00985	17	15	20	18	7.98				
4 Mm ²	56/0.30	56/0.01181	22	20	27	24	4.95				
6 Mm ²	84/0.30	84/0.01181	28	25	34	30	3.30				
10 Mm ²	80/0.40	80/0.01575	39	34	44	39	1.91				

Anode Electric Pvt. Ltd.



PVC Insulated Single Core Aluminium Cables

Application

Suitable for fixed installation in Residential, Agriculture and Industrial Application.

Features

- High quality multilayer PVC having greater IR Value.
- REACH and RoHS Compliant Cable.
- Flame Retardant Cable with higher Oxygen Index.
- Anti-Rodent, Anti-Termite.
- 100 % Pure EC Grade Aluminium.
- Super Annealed Conductor.

Technical Data

Reference	: IS 694:2010
Voltage Grade	: Up to and including 450/750V
Conductor	: EC grade Annealed Aluminium class-I,II, as per IS:-8130:2013
Insulation	: PVC conforming to IS-5831 and Formulated With FR Properties and Ultraviolet Rays.
Insulation	: IS 5831, Type A/C FR 70°C
Colours	: Red, yellow, blue, black & other Colour on customer demand
Marking	: The cables are printed with marking of 'ANOCAB'.
Packing	: 90 mtr. & 270 mtr coil is packed in protective Plastic bag.



IS 694:2010



High
Temperature
Resistance




99.97%
pure Aluminium



Cable Design Parameters

Single core Solid & Stranded PVC Insulated Unsheathed Cable with Aluminium Conductor

SIZE	DIA.			Current Carrying Capacity (2 Cables Single Phase)		CR @ 20°C	MRP
	MM	SWG/AWG	INCH	BUNCHED AND ENCLOSED IN CONDUIT OR TRUNKING	CLIPPED DIRECT TO A SURFACE OR ON A CABLE TRAY, BUNCHED & UNENCLOSED	Ω/km	Scan for MRP
4 Sq. mm	2.25	13 SWG	0.088	23 Amp.	27 Amp.	7.41	
6 Sq. mm	2.76	11 SWG	0.108	29 Amp.	35 Amp.	4.61	
>8 Sq. mm*	3.02	10 SWG	0.12	35 Amp.	40 Amp.	4.05	
10 Sq. mm	3.56	9 SWG	0.14	40 Amp.	48 Amp.	3.08	
4 SQ MM	7/0.85	7/20	7/0.034	23 AMP.	27 Amp.	7.41	
6 SQ MM	7/1.05	7/18	7/0.042	29 AMP.	35 Amp.	4.61	
10 SQ MM	7/1.35	7/16	7/0.054	40 AMP.	48 Amp.	3.08	

Anode Electric Pvt. Ltd.



PVC Insulated Submersible Cable

Application

flexible cord cables are suitable for Submersible Pump Connection.

These cables are suitable to use for Low voltage grade application. Transferring & Connecting Power for residential & commercial infrastructure. These are also useful for control of motors & other electric appliances.

Features

- High quality multilayer PVC having greater IR Value.
- REACH and RoHS Compliant Cable.
- Flame Retardant Cable with higher Oxygen Index.
- Anti-Rodent, Anti-Termite.
- 100 % Pure EC Grade Aluminium.
- Super Annealed Conductor.

Technical Data

ISO & BIS Certified Company

Conductor : Electrolytic grade annealed copper Class 2, 5 as per IS 8130.

Insulation : PVC Type A as per IS:5831

Colour of core : Red, yellow, blue .

Sheath : PVC Type ST-1, PVC Type - ST 2 as per IS 5831


Colour of sheath : Black and Other Colour as per Customer demand

Voltage Rating : Up to and including 1100V

Packing & Marking : Standard packing of 300/500 mtr. in coil. & Other length available on request, cables are printed with marking of 'ANOCAB' .

Cable Design Parameters

Flat PVC Insulated & Sheathed Cables with Plain Annealed Copper Conductor

Size	No of Wires & Dia. Of Each Wire		Current Carrying Capacity 3/4 CORE CABLE (AMP.)	CR @ 20°C	3 CORE (AE00J/YY*)
	In MM	In INCH		Ω/km	Scan here for MRP
1.0 Mm ²	32/0.20	32/0.00788	10	18.10	
1.5 Mm ²	30/0.25	30/0.00985	14	12.10	
2.5 Mm ²	50/0.25	50/0.00985	18	7.41	
4 Mm ²	56/0.30	56/0.01181	24	4.95	
6 Mm ²	84/0.30	84/0.01181	30	3.30	



IS 694:2010



High Temperature Resistance



99.97% pure copper



Anode Electric Pvt. Ltd.



PVC Insulated Multicore Aluminium Cable

Application

These cables are suitable for fixed installation & able to serve power for residential and industrial Purpose. PVC insulated & sheathed multicore cables suitable for general purpose in Temperature range -15°C to 70°C.

IS 694:2010



High Temperature Resistance



99.97% pure Aluminium



Features

- High quality multilayer PVC having greater IR Value.
- REACH and RoHS Compliant Cable.
- Flame Retardant Cable with higher Oxygen Index.
- Anti-Rodent, Anti-Termite.
- 100 % Pure EC Grade Aluminium.
- Super Annealed Conductor.


Technical Data

Reference	: IS 694:2010
Conductor	: EC Grade Aluminium Class 1 & 2 as per IS 8130
Insulation	: PVC Type - A, as per IS 5831
Colour of core	: Red & black for 2 core cable, red, yellow, blue for 3 core cable, red, yellow, blue & black for 4 core cable
Sheath	: PVC Type ST-1, PVC Type - ST 2 as per IS 5831
Colour of sheath	: Black and Other Colour as per requirement
Voltage Rating	: Up to and including 450/750V
Packing & Marking	: Standard packing of 500 mtr. in coil. & Other length available on request, cables are printed with marking of 'ANOCAB'.

Cable Design Parameters

Multicore Circular PVC Insulated & Sheathed Cables with Aluminium Conductor.



Size	No of Wires & Dia. Of Each Wire		Current Carrying Capacity				CR @ 20°C	MRP (per meter)			
	In MM	In INCH	BUNCHED AND ENCLOSED IN CONDUIT OR TRUNKING		CLIPPED DIRECT TO A SURFACE OR ON A CABLE TRAY, BUNCHED & UNENCLOSED		Ω/km	2 CORE (AE00E/AYY*)		3 CORE (AE00E/AYY*)	4 CORE (AE00E/AYY*)
			2 CORE CABLE (AMP.)	3/4 CORE CABLE (AMP.)	2 CORE CABLE (AMP.)	3/4 CORE CABLE (AMP.)		FLAT	ROUND	ROUND	ROUND
2.5 Mm ²	1.78	0.070	16	14	19	17	12.10				
4 Mm ²	2.25	0.088	21	19	26	23	7.41				
6 Mm ²	2.76	0.108	27	24	32	28	4.61				
10 Mm ²	3.56	0.140	37	32	42	37	4.05				
16 Mm ²	4.51	0.177	50	44	58	52	1.91				

Anode Electric Pvt. Ltd.



Submersible Winding Wire

IS 6162:1971



High
Temperature
Resistance



99.97%
pure Aluminium



Application

Winding of Electrical Machine (Submersible motor)

Features

- 100 % Pure CC Grade Copper.


Technical Data

- Reference** : IS-8783 Part 4 section 3 for Polyester & Polypropylene taped, IS-8783 Part 4 section 1 for HR PVC
- Conductor** : As per IS-8783 part 1 annealed copper
- Insulation** : Polypropylene and Polyester Tape, HR Pvc as per Is 5831
- Resistivity** : Resistivity Of Material 0.01724 Ohm mm²/m at 20
- Test** : Tested at 3 KV



Cable Design Parameters

DPC WIRE

Product Code	Size in MM	covered Dia in mm	Resistance at 20°C Nom. in Ohm/KM	Size in MM	covered Dia in mm	Resistance at 20°C Nom. in Ohm/KM	SCAN HERE FOR MRP
	0.40	0.800	140	0.95	1.350	25	
	0.45	0.850	112	1.00	1.450	22	
	0.50	0.900	90	1.10	1.550	19	
	0.55	0.950	75	1.20	1.650	16	
	0.60	1.000	62	1.30	1.750	13	
	0.65	1.050	54	1.40	1.900	11	
	0.70	1.100	46	1.50	2.000	10	
	0.75	1.150	40	1.60	2.100	9	
	0.80	1.200	35	1.70	2.200	8	
	0.85	1.300	28	1.80	2.300	7	

Anode Electric Pvt. Ltd.



Twin Twisted Copper Wire

Application

Suitable for fixed installation in Residential , Agriculter and Industrial Application.

Features

- High quality multilayer pvc having grater IR Vlaue
- REACH and RoHS Compliant Cable
- Flame Retardant Cable with higher Oxygen Index
- Anti-Rodent, Anti-Termite
- 100 % Pure Electrolytic grade Copper
- Super flexible conductor
- 100 % Conductivity

Technical Data

- Reference** : IS 694:2010
- Voltage Grade** : Up to and including 1100V
- Conductor** : Electrolytic Grade Copper class-2, 5, as per IS:-8130:2013
- Insulation** : PVC confirming to IS-5831 and Formulated With FR Properties and Heat resistance up to 85°C
- Insulation** : IS 5831, Type A/C FR 70°C
- Colours** : Red, black & other Colour on customer demand
- Marking** : The cables are printed with marking of 'ANOCAB' .
- Packing** : 90 mtr. coil is packed in protective Plastic bag & Longer length on Customer demand.



IS 694:2010



High Temperature Resistance




99.97% pure copper



Cable Design Parameters

Twin Twisted Non-Sheathed Cable with Plain Annealed Copper Conductor

SIZE	No. of Wires & Dia. of Each Wire		Current Carrying Capacity (2 Cables Single Phase)		CR @ 20°C	M.R.P.
	in MM	in INCH	Bunched and Enclosed in Conduit or Trunking	Clipped Direct to a Surface or on a Cable Tray, Bunched & Unenclosed	Ω/km	
0.5 Mm ²	16/0.20	16/0.00788	4 Amp.	4 Amp.	39.00	 <p>Scan for Current M.R.P.</p>
0.75 Mm ²	24/0.20	24/0.00788	7 Amp.	7 Amp.	26.00	
1 Mm ²	32/0.20	32/0.00788	11 Amp.	12 Amp.	18.10	
1.5 Mm ²	30/0.25	30/0.00985	13 Amp.	16 Amp.	12.10	
2.5 Mm ²	50/0.25	50/0.00985	18 Amp.	22 Amp.	7.41	
4 Mm ²	56/0.30	56/0.01181	24 Amp.	29 Amp.	4.95	
6 Mm ²	84/0.30	84/0.01181	31 Amp.	37 Amp.	3.30	

Anode Electric Pvt. Ltd.



Speaker Cable

Application

Speaker Cable is designed for Loudspeaker, audio amplifiers & Other electrical electronic instrument for voice transmission with very Low loss of signal.

Features

- High quality multilayer pvc having grater IR Value
- REACH and RoHS Compliant Cable
- Flame Retardant Cable with higher Oxygen Index
- Anti-Rodent, Anti-Termite
- 100 % Pure Electrolytic grade Copper
- Super flexible conductor
- 100 % Conductivity

Technical Data

- Reference** : IS 694:2010
- Voltage Grade** : Up to and including 450/750V
- Conductor** : Electrolytic Grade Copper class-5, as per IS:-8130:2013
- Insulation** : PVC confirming to IS-5831 and Formulated With FR Properties and Heat resistance up to 85°C
- Insulation** : IS 5831, Type A/C FR 70°C
- Colours** : Transparent colour with colored strip for Core identification & other Colour on customer demand
- Marking** : The cables are printed with marking of 'ANOCAB' .
- Packing** : 90 mtr. coil is packed in protective Plastic bag & Longer length on Customer demand.



IS 694:2010



High Temperature Resistance




99.97% pure copper



Cable Design Parameters

Twin Parallel Cable

SIZE	No of Wires & Dia. of Each Wire		Current Carrying Capacity (2 Cables Single Phase)		CR @ 20°C	M.R.P.
	in MM	in INCH	Bunched and Enclosed in Conduit or Trunking	Clipped Direct To A Surface Or On A Cable Tray, Bunchehed & Unenclosed	Ω/km	
0.5 Mm ²	16/0.20	16/0.00788	4 Amp.	4 Amp.	39.00	 Scan for Current M.R.P.
0.75 Mm ²	24/0.20	24/0.00788	7 Amp.	7 Amp.	26.00	
1 Mm ²	32/0.20	32/0.00788	11 Amp.	12 Amp.	18.10	
1.5 Mm ²	30/0.25	30/0.00985	13 Amp.	16 Amp.	12.10	

Anode Electric Pvt. Ltd.



CCTV Cable

IS 14459:1997



High
Temperature
Resistance



99.97%
pure copper



Application

CCTV Video & Audio Transmission

Features

- High definition Video Signal Transmission
- Minimum Distortion or Attenuation
- Suitable for outdoor application
- Super Annealed Copper
- Aluminium alloy Braided


Technical Data

- Voltage Grade** : Up to and including 600/1000 V AC , 1800 V DC
- Conductor** : Electrolytic Grade Annealed Copper class-1
- Insulation** : Gas injected Polyethylene foam/solid LDPE
- Sheath** : PVC compound ST1
- Colours** : Gray & other Colour on customer demand
- Marking** : The cables are printed with marking of 'ANOCAB' .
- Packing** : 100 mtr. coil is packed in protective Plastic bag & Longer length on Customer demand.



Cable Design Parameters

CCTV Cable

SIZE	Video Signal Transmission Cable Size			Power Cord			M.R.P.
	Co-axial type	Wire Size in mm	CR @ 20°C Ω/km	No. of Core	No. of Wire/ Wire Size	CR @ 20°C Ω/km	
CCTV 3+1	RG-59	84/0.01181	3.550	3	7/0.183	92.000	 Scan for Current M.R.P.
CCTV 4+1	RG-59	84/0.01181	3.550	4	7/0.183	92.000	

Anode Electric Pvt. Ltd.



LAN Cable

ISO / IEC
11801



High
Temperature
Resistance



99.97%
pure copper



Application

Networking & communication cable specially used for Internet Connection.

Features

- Low attenuation and cross talk
- Insulated with High quality Polyethylene
- Flame Retardant Cable with higher Oxygen Index
- Anti-Rodent, Anti-Termite
- Super Annealed Conductor
- Low structural return loss

Technical Data

Reference : ISO/IEC 11801, TIA/EIA-568-C.2 : UTP cable

Voltage : 72 Volt

Conductor : Annealed Solid Bare Copper

Insulation : High Quality Polyethylene compound

Colours : White, Blue, Orange, Green, Brown


Marking : The cables are printed with marking of 'ANOCAB'.

Packing : 100 mtr. & 305 mtr coil is packed in protective Plastic bag.



Cable Design Parameters

Ethernet Cable/Data Cable/Unshielded Twisted Pair Cable

NAME/ NO. OF PAIR	No of Wires & Dia. of Each Wire	Transmission Parameter (Insertion Loss DB/100 M)		CR @ 20°C	M.R.P.
	MM	100 MHZ	250 MHZ	Ω/km	
CAT-5 4 Pair	1/0.574	19.8	32.8	72	 Scan for Current M.R.P.
CAT-6 4 Pair	1/0.574	19.8	32.8	72	

Anode Electric Pvt. Ltd.



Automobile wire

DIN
72551 PT-6



High
Temperature
Resistance



99.97%
pure copper



Application

Low Tension Electric Wire for Automobiles.

Features

- Flame Retardant
- Highly Resistant against acid, petrol, diesel, greas
- High Temperature Range -40°C to 105°C

Technical Data

ISO & BIS Certified Company

Reference : DIN 72551 Pt-6 FLRY-B

Test Voltage : 3000 Volts


Conductor : Class-B according to DIN 13602

Insulation : Plasticized PVC with properties according to DIN 72551 & ISO 6722, Lead free.

Cable Design Parameters

Thin Wall Heat Resistance Automotive Wire.



Size sq mm	No. of Wires / Wire size	Bare Conductor CR at 20 °C Ω/km	Tinned Conductor CR at 20 °C Ω/km	Current Carrying Capacity	M.R.P.
0.35	12/0.20	52	54.5	11	 Scan for Current M.R.P.
0.5	16/0.20	37.1	38.2	13	
0.75	24/0.20	24.7	25.4	17	
1	32/0.20	18.5	19.1	21	
1.5	30/0.25	12.7	13.0	27	
2.5	50/0.25	7.6	7.8	38	
4	56/0.30	4.7	4.8	52	
6	84/0.30	3.1	3.2	67	

Anode Electric Pvt. Ltd.



PV Solar Cable

Application

PV Solar Cable are Used for fixed and flexible installation in photovoltaic power supply, also suitable for Indoor and Outdoor application.



EN : 50618



High Temperature Resistance



99.97% pure copper



Features


- High Grade Crosslinked Halogen Free & Flame Retardant Compound having Protection against UV, O₃, Oil Grease and different weather conditions.
- REACH and RoHS Compliant Cable
- High Temperature Grade
- Super Annealed Tinned Copper
- Super flexible conductor
- Low Smoke Emission

Technical Data

Reference	: TUV : EN50618
Voltage Grade	: Up to and including 600/1000 V AC, 1800 V DC
Conductor	: Electrolytic Grade Annealed Tinned Copper class-5
Insulation	: Crosslinked Halogen Free & Flame Retardant Compound
Sheath	: XLPO Compound Ozone and UV resistant
Colours	: Red, black & other Colour on customer demand
Marking	: The cables are printed with marking of 'ANOCAB'.
Packing	: 100 mtr. coil is packed in protective Plastic bag & Longer length on Customer demand.

Cable Design Parameters

Single Core Sheathed Cable with Annealed Tinned Copper Conductor.

SIZE	No. of Wires & Dia. of each wire	Current Carrying Capacity Amb. @60°C			CR @ 20°C	M.R.P.
		Single Cable in Air (Amp.)	Single Cable on Surface (Amp.)	Two Cable on Surface (Amp.)	Ω/km	
1.5 Mm ²	30/0.25	30	29	24	13.70	 Scan for Current M.R.P.
2.5 Mm ²	50/0.25	41	39	33	8.21	
4 Mm ²	56/0.30	55	52	44	5.09	
6 Mm ²	84/0.30	70	67	57	3.39	
10 Mm ²	80/0.40	98	93	79	1.95	
16 Mm ²	126/0.40	132	125	107	1.24	
25 Mm ²	196/0.40	176	167	142	0.795	
35 Mm ²	276/0.40	218	207	176	0.565	
50 Mm ²	396/0.40	276	262	221	0.393	



Anode Electric Pvt. Ltd.



Co-axial Cable

IS 14459:1997



High
Temperature
Resistance



99.97%
pure copper



Application

Co-axial Cable is use for Vedio Signal Transmission like Tv application

Features

- Low Loss Video Signal Transmission
- REACH and RoHS Compliant Cable
- suitable for outdoor application
- Super Annealed Copper
- Aluminium alloy Braided


Technical Data

- Reference** : IS 14459
- Voltage Grade** : Up to and including 600/1000 V AC , 1800 V DC
- Conductor** : Electrolytic Grade Annealed Copper class-1
- Insulation** : Gas injected Polyethelen foam/solid LDPE
- Sheath** : Pvc compound ST1
- Colours** : black & other Colour on customer demand
- Marking** : The cables are printed with marking of 'ANOCAB' .
- Packing** : 100 mtr. coil is packed in protective Plastic bag & Longer length on Customer demand.



Cable Design Parameters

Single Core Shielded Cable with Annealed Tinned Copper Conductor

SIZE	No. of Wires & Dia. of Each Wire	NOM. ATTENUATION @ 25°C (DB/100 M)			CR @ 20°C	M.R.P.
		.@ 55 MHZ	.@ 250 MHZ	.@ 500 MHZ	Ω/km	
RG59	1/0.8	6.73	13.45	18.7	3.550	 Scan for Current M.R.P.
RG6	1/1.02	4.95	10.5	14.95	2.130	
RG11	1/1.63	2.82	6.72	9.51	0.840	



Uni-Tube Un-Armoured Optical Fibre Cable

IEC
60794



High
Temperature
Resistance



99.97%
pure copper



Application

Networking & communication cable specially used for Internet Connection.

Features

- Longitudinal water protection
- UV Protected
- High Speed Signal transmission
- High Flexibility
- Totally Dielectric

Technical Data

Reference : IEC.60794 series, ANSI/ICEA S-87-640, ITU-T Rec. G 652 D

Tensile Strength : 500 N

Bending Radius : 20 D

Crush Resistance (N/100mm) : 1000

Impact Strength (N.m) : 50 N 0.5 m

Colours : Blue, Orange, Green, Brown, Grey, White, Red, Black, Yellow, Violet, Pink and Aqua.


Marking : The cables are printed with marking of 'ANOCAB'.

Packing : 2000 mtr coil is packed in protective Plastic bag.

Cable Design Parameters

Uni-Tube Un-Armoured Optical Fibre Cable



No. of Fibre	FRP DIA.	Transmission Parameter (Attenuation Coefficient DB/KM)			M.R.P.
	mm	1310 nm	1550 nm	1625 nm	
2	0.8	0.36	0.23	0.26	 Scan for Current M.R.P.
4	0.8	0.36	0.23	0.26	
6	0.8	0.36	0.23	0.26	
12	0.8	0.36	0.23	0.26	

Anode Electric Pvt. Ltd.



Armoured/Unarmoured PVC Insulated Copper Control Cable

Application

These cables are suitable for fixed installation & able to serve power for Transmission & distribution Purpose. PVC insulated & sheathed multicore cables suitable for general purpose in Temperature range -15°C to 70°C.

IS 1554:1988



High Temperature Resistance



99.97% pure copper



Features

- Premium Quality Compound having Protection against UV, O₃, Oil Grease and different weather conditions .
- 101 % Pure Copper
- Flamability test as per IS 10810-53
- Heavy duty Cable suitable for outdoor installation.
- 2 to 24 Core 1.5 & 2.5 SQ MM Control Cable.


Technical Data

Reference	: IS 1554 PT-1
Conductor	: CC Grade Copper Class 1 & 2 as per IS 8130
Insulation	: PVC Type - A,C as per IS 5831,
Colour of core	: Red & black for 2 core cable, red, yellow, blue for 3 core cable, red, yellow, blue & black for 4 core cable
Sheath	: PVC Type ST-1, ST-2, PVC Type - ST 2 as per IS 5831
Colour of sheath	: Black and Other Colour as per requirement
Voltage Rating	: Up to and including 1100 Volt
Packing & Marking	: Standard packing of 500 mtr. in coil. & Other length available on request, cables are printed with marking of 'ANOCAB' .



Cable Design Parameters

Armoured/Unarmoured PVC Insulated & Sheathed Control Cable.

Size	Current Carrying		Size	Current Carrying		Size	Current Carrying		MRP (per meter) SCAN FOR MRP
	Ground	Air		Ground	Air		Ground	Air	
2C×1.5	26	24	14C×1.5	13	12	7C×2.5	23	20	
3C×1.5	24	20	16C×1.5	13	11	8C×2.5	22	19	
4C×1.5	24	20	19C×1.5	11	11	9C×2.5	21	18	
5C×1.5	18	17	21C×1.5	11	10	10C×2.5	21	18	
6C×1.5	17	16	24C×1.5	10	10	12C×2.5	19	17	
7C×1.5	16	16	2C×2.5	36	32	14C×2.5	18	17	
8C×1.5	16	14	3C×2.5	31	29	16C×2.5	17	16	
9C×1.5	15	14	4C×2.5	31	29	19C×2.5	16	14	
10C×1.5	15	13	5C×2.5	26	23	21C×2.5	15	13	
12C×1.5	14	12	6C×2.5	24	22	24C×2.5	15	13	

Anode Electric Pvt. Ltd.



Telecom Switch Board Cables

DOT
G/WIR-06/02



High
Temperature
Resistance



99.97%
pure copper



Application

Telecom/Switch board Cables for Indoor Telephones

Features

- High quality multilayer PVC having greater IR Value
- REACH and RoHS Compliant Cable
- Flame Retardant Cable with higher Oxygen Index
- Anti-Rodent, Anti-Termite
- Super Annealed Conductor

Technical Data

Reference : DOT TEC Spec No: G/WIR-06/02

Test Voltage : 2000 V spark Tester

Conductor : Annealed Tinned Copper Conductor

Insulation : Hard PVC confirming to IS-13176 (1991) type-2.


Colours : White, Blue, Orange, Green, Brown & Grey Colour as per DOT

Marking : The cables are printed with marking of 'ANOCAB'.

Packing : 100 mtr. & 200 mtr. coil is packed in protective Plastic bag.

Cable Design Parameters

Unarmoured Hard Grade PVC insulated ATC Twisted Pair Cable

NO. OF PAIR	LOOP RESISTANCE				M.R.P.
	0.4 MM	0.5 MM	0.63 MM	0.7 MM	
2 Pair	286 Ω	184 Ω	128 Ω	90 Ω	 Scan for Current M.R.P.
5 Pair	286 Ω	184 Ω	128 Ω	90 Ω	
10 Pair	286 Ω	184 Ω	128 Ω	90 Ω	
20 Pair	286 Ω	184 Ω	128 Ω	90 Ω	
25 Pair	286 Ω	184 Ω	128 Ω	90 Ω	
30 Pair	286 Ω	184 Ω	128 Ω	90 Ω	
50 Pair	286 Ω	184 Ω	128 Ω	90 Ω	



Anode Electric Pvt. Ltd.



Multicore XLPE Insulated Aluminium Un-Armoured Cable

Application

These cables are suitable for fixed installation & able to serve power for Transmission & distribution Purpose. XLPE insulated & sheathed multicore cables suitable for general purpose in Temperature range -30°C to 90°C.

IS 7098:1988



High Temperature Resistance



99.97% pure Aluminium



Features

- Premium Quality Compound having Protection against UV, O₃, Oil Grease and different weather conditions.
- 100 % Pure EC Grade Aluminium
- Heavy duty Cable suitable for outdoor installation.


Technical Data

Reference	: IS 7098 PT-1
Conductor	: EC Grade Aluminium Class 1 & 2 as per IS 8130
Insulation	: XLPE Insulation as per 7098 PT-1
Colour of core	: Red & black for 2 core cable, red, yellow, blue for 3 core cable, red, yellow, blue & black for 4 core cable
Sheath	: PVC Type ST-1, PVC Type - ST 2 as per IS 5831
Colour of sheath	: Black and other colour as per requirement
Voltage Rating	: Up to and including 1100 Volt
Packing & Marking	: Standard packing of 500 mtr. in coil. & Other length available on request, cables are printed with marking of 'ANOCAB'.



Cable Design Parameters

Multicore Circular XLPE Insulated Un-Armoured Cables with Aluminium Conductor

Size	No of Wires & Dia. Of Each Wire		Current Carrying Capacity				CR @ 20°C	MRP (per meter)			
	In MM	In INCH	Laid Direct in the Ground		In Air		Ω/km	2 CORE (AE00K/AYWY*)	3 CORE (AE00K/AYWY*)	3.5 CORE (AE00K/AYWY*)	4 CORE (AE00K/AYWY*)
			2 CORE CABLE (AMP.)	3/4 CORE CABLE (AMP.)	2 CORE CABLE (AMP.)	3/4 CORE CABLE (AMP.)		SCAN FOR MRP			
2.5 Mm ²	1.78	0.070	31	28	26	23	12.10				
4 Mm ²	2.25	0.088	43	34	39	31	7.41				
6 Mm ²	2.76	0.108	55	43	50	40	4.61				
10 Mm ²	3.56	0.140	71	57	67	53	3.08				
16 Mm ²	7/1.71	7/0.067	91	73	88	70	1.910				
25 Mm ²	7/2.13	7/0.084	120	94	117	96	1.200				
35 Mm ²	7/2.52	7/0.099	143	113	145	117	0.868				
50 Mm ²	7/3.02	7/0.119	167	133	176	142	0.641				
70 Mm ²	19/2.16	19/0.085	204	164	221	179	0.443				
95 Mm ²	19/2.52	19/0.099	245	196	271	221	0.320				

Anode Electric Pvt. Ltd.



Multicore Pvc Insulated Aluminium Unarmoured Cable

Application

These cables are suitable for fixed installation & able to serve power for Transmission & distribution Purpose. PVC insulated & sheathed multicore cables suitable for general purpose in Temperature range -15°C to 70°C.

Features

- Premium Quality Compound having Protection against UV, O₃, Oil Grease and different weather conditions.
- 100 % Pure EC Grade Aluminium
- Galvanized Iron Armoured Protected
- Heavy duty Cable suitable for outdoor intallation

Technical Data

- Reference** : IS 1554 PT-1
- Conductor** : EC Grade ALuminium Class 1 & 2 as per IS 8130
- Insulation** : PVC Type - A, as per IS 5831
- Sheath** : PVC Type ST-1, PVC Type - ST 2 as per IS 5831
- Colours** : Red & black for 2 core cable, red, yellow, blue for 3 core cable , red , yellow , blue & black for 4 core cable
- Colour of sheath** : Black and Other Colour as per requirement
- Voltage Rating** : Up to and including 1100 Volt
- Marking & Packing** : Standard packing of 500 mtr. in coil. & Other length available on request, cables are printed with marking of 'ANOCAB'.




High
Temperature
Resistance



99.97%
pure copper



Cable Design Parameters

Multicore Circular Pvc Insulated Un-Armoured Cables with Aluminium Conductor											
Size	No of Wires & Dia. Of		Current Carrying Capacity				CR @ 20°C	MRP (per meter)			
	Each Wire		Laid Direct in the Ground		In Air		Ω/km	2 CORE (AE00K/AY WY*)	3 CORE (AE00K/AY WY*)	3.5 CORE (AE00K/AY WY*)	4 CORE (AE00K/AY WY*)
	In MM	In INCH						SCAN FOR MRP			
			2 CORE CABLE (AMP.)	3/4 CORE CABLE (AMP.)	2 CORE CABLE (AMP.)	3/4 CORE CABLE (AMP.)					
2.5 Mm ²	1.78	0.070	25	21	21	18	12.10	 Scan for Current M.R.P.			
4 Mm ²	2.25	0.088	36	32	32	28	7.410				
6 Mm ²	2.76	0.108	46	40	42	36	4.610				
10 Mm ²	3.56	0.140	63	52	56	48	3.080				
16 Mm ²	7/1.71	7/0.067	80	68	71	61	1.910				
25 Mm ²	7/2.13	7/0.084	103	87	94	84	1.200				
35 Mm ²	7/2.52	7/0.099	125	105	119	103	0.868				
50 Mm ²	7/3.02	7/0.119	154	125	150	126	0.641				
70 Mm ²	19/2.16	19/0.085	182	154	180	156	0.443				
95 Mm ²	19/2.52	19/0.099	217	188	222	186	0.320				

Anode Electric Pvt. Ltd.



Multicore XLPE Insulated Aluminium Armoured Cable

IS 7098:1988



High Temperature Resistance



99.97% pure Aluminium



Application

These cables are suitable for fixed installation & able to serve power for Transmission & distribution Purpose. XLPE insulated & sheathed multicore cables suitable for general purpose in Temperature range -30°C to 90°C.

Features

- Premium Quality Compound having Protection against UV, O₃, Oil Grease and different weather conditions.
- 100 % Pure EC Grade Aluminium
- Galvanized Iron Armoured Protected
- Heavy duty Cable suitable for outdoor installation


Technical Data

Reference	: IS 7098 PT-1
Conductor	: EC Grade Aluminium Class 1 & 2 as per IS 8130
Insulation	: XLPE insulated
Colour of core	: Red & black for 2 core cable, red, yellow, blue for 3 core cable, red, yellow, blue & black for 4 core cable
Sheath	: PVC Type ST-1, PVC Type - ST 2 as per IS 5831
Colour of sheath	: Black and Other Colour as per requirement
Voltage Rating	: Up to and including 1100 Volt
Packing & Marking	: Standard packing of 500 mtr. in coil. & Other length available on request, cables are printed with marking of 'ANOCAB'.



Cable Design Parameters

Multicore Circular XLPE Insulated Armoured Cables with Aluminium Conductor

SIZE	No of Wires & Dia. of Each Wire		Current Carrying Capacity				CR @ 20°C	M.R.P.			
	in MM	in INCH	Laid Direct in the Ground		In Air		Ω/km	2 CORE (AE00K/ AYWY*)	3 CORE (AE00K/ AYWY*)	3.5 CORE (AE00K/ AYWY*)	4 CORE (AE00K/ AYWY*)
			2 CORE CABLE (AMP.)	3/4 CORE CABLE (AMP.)	2 CORE CABLE (AMP.)	3/4 CORE CABLE (AMP.)					
2.5 Mm ²	1.78	0.070	31	28	26	23	12.10				
4 Mm ²	2.25	0.088	43	34	39	31	7.41				
6 Mm ²	2.76	0.108	55	43	50	40	4.61				
10 Mm ²	3.56	0.140	71	57	67	53	3.08				
16 Mm ²	7/1.71	7/0.067	91	73	88	70	1.910				
25 Mm ²	7/2.13	7/0.084	120	94	117	96	1.200				
35 Mm ²	7/2.52	7/0.099	143	113	145	117	0.868				
50 Mm ²	7/3.02	7/0.119	167	133	176	142	0.641				
70 Mm ²	19/2.16	19/0.085	204	164	221	179	0.443				
95 Mm ²	19/2.52	19/0.099	245	196	271	221	0.320				

Scan for Current M.R.P.

Anode Electric Pvt. Ltd.



Multicore PVC Insulated Aluminium Armoured Cable

IS 1554:1988



High
Temperature
Resistance



99.97%
pure Aluminium



Application

These cables are suitable for fixed installation & able to serve power for Transmission & distribution Purpose. PVC insulated & sheathed multicore cables suitable for general purpose in Temperature range -15°C to 70°C.

Features

- Premium Quality Compound having Protection against UV, O₃, Oil Grease and different weather conditions .
- 100 % Pure EC Grade Aluminium
- Galvanized Iron Armoured Protected
- Heavy duty Cable suitable for outdoor installation


Technical Data

Reference	: IS 1554 PT-1
Conductor	: EC Grade Aluminium Class 1 & 2 as per IS 8130
Insulation	: PVC Type - A, as per IS 5831
Colour of core	: Red & black for 2 core cable, red, yellow, blue for 3 core cable, red, yellow, blue & black for 4 core cable
Sheath	: PVC Type ST-1, PVC Type - ST 2 as per IS 5831
Colour of sheath	: Black and Other Colour as per requirement
Voltage Rating	: Up to and including 1100 Volt
Packing & Marking	: Standard packing of 500 mtr. in coil. & Other length available on request, cables are printed with marking of 'ANOCAB' .



Cable Design Parameters

Multicore Circular PVC Insulated Armoured Cables with Aluminium Conductor

SIZE	No of Wires & Dia. of Each Wire		Current Carrying Capacity				CR @ 20°C	M.R.P.			
	in MM	in INCH	Laid Direct in the Ground		In Air		Ω/km	2 CORE (AE00K/ AYWY*)	3 CORE (AE00K/ AYWY*)	3.5 CORE (AE00K/ AYWY*)	4 CORE (AE00K/ AYWY*)
			2 CORE CABLE (AMP.)	3/4 CORE CABLE (AMP.)	2 CORE CABLE (AMP.)	3/4 CORE CABLE (AMP.)					
2.5 Mm ²	1.78	0.070	25	21	21	18	12.10				
4 Mm ²	2.25	0.088	32	28	27	23	7.410				
6 Mm ²	2.76	0.108	40	35	35	30	4.610				
10 Mm ²	3.56	0.140	55	52	47	48	3.080				
16 Mm ²	7/1.71	7/0.067	80	68	71	61	1.910				
25 Mm ²	7/2.13	7/0.084	103	87	94	84	1.200				
35 Mm ²	7/2.52	7/0.099	125	105	119	103	0.868				
50 Mm ²	7/3.02	7/0.119	154	125	150	126	0.641				
70 Mm ²	19/2.16	19/0.085	182	154	180	156	0.443				
95 Mm ²	19/2.52	19/0.099	217	188	222	186	0.320				

Scan for Current M.R.P.

Anode Electric Pvt. Ltd.



Single Core XLPE Insulated Aluminium/Copper Armoured/Unarmoured Cable

Application

These cables are suitable for fixed installation & able to serve power for Transmission & distribution Purpose. XLPE insulated & PVC sheathed multicore cables suitable for general purpose in Temperature range -15°C to 90°C.

IS 7098:1988



High Temperature Resistance



99.97% pure Aluminium



Features

- Premium Quality Compound having Protection against UV, O₃, Oil Grease and different weather conditions.
- 100 % Pure EC Grade Aluminium.
- Galvanized Iron Armoured Protected.
- Heavy duty Cable suitable for outdoor intallation.


Technical Data

Reference	: IS - 7098 PT-1
Conductor	: EC Grade Aluminium/Copper Class 1 & 2 as per IS 8130
Insulation	: XLPE Insulation As per IS 7098 Pt-1
Colour of core	: Red , yellow , blue & black
Sheath	: PVC Type ST-1, PVC Type - ST 2 as per IS 5831
Colour of sheath	: Black and Other Colour as per requirement
Voltage Rating	: Up to and including 1100 Volt
Packing & Marking	: Standard packing of 500 mtr. in coil. & Other length available on request, cables are printed with marking of 'ANOCAB'.



Cable Design Parameters

Single core Circular XLPE Insulated Armoured/Un-armoured Cables with Aluminium/Copper Conductor.

Size	No of Wires & Dia. Of Each Wire		Current Carrying Capacity				CR @ 20°C	CR @ 20°C	MRP (per meter)			
	In MM	In INCH	Armoured/Un-armoured Aluminium cable		Armoured/Un-armoured Copper cable		Aluminium Conductor Ω/km	Copper Conductor Ω/km	S/C AL. UNARMoured CABLE	S/C AL. ARMoured CABLE	S/C COPPER UNARMoured CABLE	S/C COPPER ARMoured CABLE
			Laid Direct in the Ground	In Air	Laid Direct in the Ground	In Air			SCAN FOR MRP			
4 Mm ²	2.25	0.088	43	38	54	48	7.410	4.610				
6 Mm ²	2.76	0.108	55	50	67	61	4.610	3.080				
10 Mm ²	3.56	0.140	69	64	90	83	3.080	1.830				
16 Mm ²	7/1.71	7/0.067	89	84	115	108	1.910	1.150				
25 Mm ²	7/2.13	7/0.084	115	112	148	144	1.200	0.727				
35 Mm ²	7/2.52	7/0.099	137	137	177	176	0.868	0.524				
50 Mm ²	7/3.02	7/0.119	161	165	208	212	0.641	0.387				
70 Mm ²	19/2.16	19/0.085	198	209	255	269	0.443	0.268				
95 Mm ²	19/2.52	19/0.099	243	264	312	340	0.320	0.193				

Anode Electric Pvt. Ltd.



Single Core PVC Insulated Aluminium / Copper Armoured / Unarmoured Cable

Application

These cables are suitable for fixed installation & able to serve power for Transmission & distribution Purpose. PVC insulated & sheathed multicore cables suitable for general purpose in Temperature range -15°C to 70°C.

Features


- Premium Quality Compound having Protection against UV, O3, Oil Grease and different weather conditions .
- 100 % Pure EC Grade Aluminium/Copper
- Galvanized Iron Armoured Protected
- Heavy duty Cable suitable for outdoor installation

Technical Data

Reference	: IS 1554 PT-1
Conductor	: EC Grade Aluminium/Copper Class 1 & 2 as per IS 8130
Insulation	: PVC Type - A, as per IS 5831
Colour of core	: Red & black for 2 core cable, red, yellow, blue for 3 core cable, red, yellow, blue & black for 4 core cable
Sheath	: PVC Type ST-1, PVC Type - ST 2 as per IS 5831
Colour of sheath	: Black and Other Colour as per requirement
Voltage Rating	: Up to and including 1100 Volt
Packing & Marking	: Standard packing of 500 mtr. in coil. & Other length available on request, cables are printed with marking of 'ANOCAB'.

Cable Design Parameters

Single core Circular Pvc Insulated Armoured/Un-armoured Cables with Aluminium/Copper Conductor

Size	No of Wires & Dia. Of Each Wire		Current Carrying Capacity				CR @ 20°C	CR @ 20°C	MRP (per meter)			
	In MM	In INCH	Armoured/Un-armoured Aluminium cable		Armoured/Un-armoured Copper cable		Aluminium Conductor Ω/km	Copper Conductor Ω/km	S/c Al. Unarmoured Cable	S/c Al. Armoured Cable	S/c Copper Unarmoured Cable	S/c Copper Armoured Cable
			Laid Direct in the Ground	In Air	Laid Direct in the Ground	In Air			SCAN FOR MRP			
4 Mm ²	2.25	0.088	31	27	39	35	7.410	4.610				
6 Mm ²	2.76	0.108	39	35	49	44	4.610	3.080				
10 Mm ²	3.56	0.140	51	47	65	60	3.080	1.830				
16 Mm ²	7/1.71	7/0.067	66	64	85	82	1.910	1.150				
25 Mm ²	7/2.13	7/0.084	86	84	110	110	1.200	0.727				
35 Mm ²	7/2.52	7/0.099	100	105	130	130	0.868	0.524				
50 Mm ²	7/3.02	7/0.119	120	130	155	165	0.641	0.387				
70 Mm ²	19/2.16	19/0.085	140	155	190	205	0.443	0.268				
95 Mm ²	19/2.52	19/0.099	175	190	220	245	0.320	0.193				

Anode Electric Pvt. Ltd.



Aerial Bunch Cable

IS 14255:1995



High
Temperature
Resistance



99.97%
pure Aluminium



Application

LT Over Head Power Distribution

Features

- U.V. Radiation Protected
- Higher Current Carrying Capacity
- High temperature Range -30 °C to 90°C

Technical Data

Reference : IS-14255:1995

Rated Voltage : 1100 Volts

Conductor : Class-2 as per IS-8130


Insulation : Cross link Polyethylene Insulated

Messenger : Aluminium Alloy Conductor as per IS-398 Pt-4



Cable Design Parameters

Aerial Bunch cable with Bare Messenger & Street Light

SIZE	Phase Conductor Resistance Ω/km	Messenger CR at 20°C Ω/km	Breaking Load in KN	Current Carrying Capacity	M.R.P.
3X16+1X16+1X25 SQ MM	1.910	1.38	7.0	62	 Scan for Current M.R.P.
3X25+1X16+1X25 SQ MM	1.200	1.38	7.0	82	
3X35+1X16+1X25 SQ MM	0.868	1.38	7.0	103	
3X50+1X16+1X35 SQ MM	0.641	0.986	9.8	127	
3X70+1X16+1X50 SQ MM	0.443	0.689	14.0	154	
3X95+1X16+1X70 SQ MM	0.320	0.492	19.7	188	

Anode Electric Pvt. Ltd.



Paper Covered Aluminium Conductor

IS 6162:1971



High
Temperature
Resistance



99.97%
pure Aluminium



Application

Winding of Electrical Machine (Transformer)

Features

- 100 % Pure EC Grade Aluminium.


Technical Data

Reference	:	IS-6162 (Part-1):1971
Conductor	:	Round Aluminium Conductor Pure EC grade Confirming to IS 4026-1969
Insulation	:	Double Layer of Paper Covered with O, F & S Grade as per Customer Requirement
Resistivity	:	Resistivity of Material 0.028264 Ohm mm ² /m at 20°C
Test	:	Tested at 5.5 KV to 10 KV

Cable Design Parameters

DPC WIRE



Size in MM	covered Dia in mm	Resistance at 20°C Nom. in Ohm/M	Size in MM	covered Dia in mm	Resistance at 20°C Nom. in Ohm/M	SCAN HERE FOR MRP
0.80	1.085	0.05623	2.00	2.370	0.008997	
1.06	1.345	0.03203	2.12	2.490	0.008007	
1.25	1.540	0.02303	2.24	2.610	0.007172	
1.32	1.610	0.02065	2.36	2.735	0.006461	
1.40	1.715	0.01836	2.50	2.875	0.005758	
1.50	1.815	0.01599	2.65	3.025	0.005124	
1.60	1.915	0.01406	2.80	3.180	0.004590	
1.70	2.015	0.01245	3.00	3.380	0.003998	
1.80	2.120	0.01111	3.15	3.530	0.003626	
1.90	2.220	0.009969	3.35	3.735	0.003206	

Anode Electric Pvt. Ltd.



Aluminium Conductor Galvanised Steel Reinforced

IS 398:1996



High
Temperature
Resistance



99.97%
pure Aluminium



Application

Over Head Power Transmission Purposes

Features

- 100 % Pure EC Grade Aluminium.
- Heavy duty Cable suitable for outdoor installation.

Technical Data

Reference : IS-398 (PT-2):1996

Conductor : Conductor Containing Aluminium & Galvanised Steel Wire Built in Concentric Layer.


Conductor Material Conforming to IS:5484:1978

Resistivity of Material 0.028264 Ohm mm²/m at 20°C

Cable Design Parameters

ACSR CONDUCTOR



Size in SQ MM	No. of wire/Steel Wire size	No. of Wire/AL. Wire Size	Breaking Load in KN	Resistance at 20°C in Ohm/Km	SCAN HERE FOR MRP
10	1/1.5	6/1.5	3.97	2.7800	
18	1/1.96	6/1.96	6.74	1.6180	
20	1/2.11	6/2.11	7.61	1.3940	
30	1/2.59	6/2.59	11.12	0.9289	
50	1/3.35	6/3.35	18.25	0.5524	
80	1/4.09	6/4.09	26.91	0.3712	
100	7/1.57	6/4.72	32.41	0.2792	

Anode Electric Pvt. Ltd.



All Aluminium Alloy Conductor

IS 6162:1971



High
Temperature
Resistance



99.97%
pure Aluminium



Application

Over Head Power Transmission Purposes

Features

- 100 % Pure EC Grade Aluminium.

Technical Data

Reference : IS-398 (PT-4):1994


Conductor : Conductor Containing All Aluminium Alloy wire in Concentric Layer.

Resistivity : Resistivity of Material MAX. 0.0328 Ohm mm²/m at 20°C

Cable Design Parameters

AAA CONDUCTOR



CONDUCTOR NAME	Size in SQ MM	Approx wt. KG/KM	No. of Wire/AL. Wire Size	Breaking Load in KN	Resistance at 20°C in Ohm/Km	SCAN HERE FOR MRP
MOLE	15	40.150	3/2.50	4.33	2.3040	
SQUIRREL	22	60.160	7/2.00	6.45	1.5410	
WEASEL	34	94.000	7/2.50	10.11	0.9900	
RABBIT	55	149.200	7/3.15	16.03	0.6210	
RACCOON	80	218.260	7/3.81	23.41	0.4250	
DOG	100	272.860	7/4.26	29.26	0.3390	

Anode Electric Pvt. Ltd.



Wire Size Calculator



Scan the Above Code for
Optimum Wire Size

CABLE SELECTION FOR MOTOR

Select Phase
Choose Phase ▾

Length of Cable
 Choose ▾

Material Selection
Choose Material ▾

Motor Power
 Choose ▾

CALCULATE

- OUR RESPECTED CLIENTS -



Anode Electric Pvt. Ltd.



Certifications



IS 694:2010



IS 14255:1995



IS 1554:1988



GeM



OHSAS



EMS



IEC



TRADEMARK



CE



RoHS



ISO 9001:2015



GMP

- Important Links -



Website



Facebook



Youtube



Instagram



Anocab App.



Government's
E-marketplace
(GeM)



India Mart



Just Dial

Anode Electric Pvt. Ltd.



IS 694:2010



IS 1554:2010



9001:2015



Anocab®
A Positive Connection....



Anode Electric Private Limited

Plot No. 10 & 15, Techno Park, Bargi Hills, Jabalpur (M.P.) - 482003

Customer Care : 1800 27000 75

E-mail : sales@anocab.com | Website : www.anocab.com